


Ground modular terminal block - ST 35-PE - 3036194

Please be informed that the data shown in this PDF Document is generated from our Online Catalog. Please find the complete data in the user's documentation. Our General Terms of Use for Downloads are valid (<http://phoenixcontact.com/download>)



Ground modular terminal block, connection method: Spring-cage connection, number of connections: 2, cross section: 2.5 mm² - 35 mm², AWG: 14 - 2, width: 16 mm, color: green-yellow, mounting type: NS 35/7,5, NS 35/15



Key Commercial Data

Packing unit	1 pc
GTIN	 4 017918 876760
GTIN	4017918876760
Weight per Piece (excluding packing)	100.400 g
Custom tariff number	85369010
Country of origin	Poland

Technical data

General

Number of levels	1
Number of connections	2
Nominal cross section	35 mm ²
Color	green-yellow
Insulating material	PA
Flammability rating according to UL 94	V0
Rated surge voltage	8 kV
Degree of pollution	3
Overvoltage category	III
Insulating material group	I
Open side panel	No

Ground modular terminal block - ST 35-PE - 3036194

Technical data

General

Shock protection test specification	DIN EN 50274 (VDE 0660-514):2002-11
Back of the hand protection	guaranteed
Oscillation, broadband noise test result	Test passed
Test specification, oscillation, broadband noise	DIN EN 50155 (VDE 0115-200):2008-03
Test spectrum	Service life test category 2, bogie-mounted
Test frequency	$f_1 = 5 \text{ Hz}$ to $f_2 = 250 \text{ Hz}$
ASD level	$6.12 \text{ (m/s}^2\text{)}^2\text{/Hz}$
Acceleration	3.12 g
Test duration per axis	5 h
Test directions	X-, Y- and Z-axis
Shock test result	Test passed
Test specification, shock test	DIN EN 50155 (VDE 0115-200):2008-03
Shock form	Half-sine
Acceleration	30g
Shock duration	18 ms
Number of shocks per direction	3
Test directions	X-, Y- and Z-axis (pos. and neg.)
Relative insulation material temperature index (Elec., UL 746 B)	130 °C
Temperature index of insulation material (DIN EN 60216-1 (VDE 0304-21))	125 °C
Static insulating material application in cold	-60 °C
Surface flammability NFPA 130 (ASTM E 162)	passed
Specific optical density of smoke NFPA 130 (ASTM E 662)	passed
Calorimetric heat release NFPA 130 (ASTM E 1354)	27,5 MJ/kg
Smoke gas toxicity NFPA 130 (SMP 800C)	passed
Fire protection for rail vehicles (DIN EN 45545-2) R22	HL 1 - HL 3
Fire protection for rail vehicles (DIN EN 45545-2) R23	HL 1 - HL 3
Fire protection for rail vehicles (DIN EN 45545-2) R24	HL 1 - HL 3
Fire protection for rail vehicles (DIN EN 45545-2) R26	HL 1 - HL 3

Dimensions

Width	16 mm
Length	100 mm
Height NS 35/7,5	59 mm
Height NS 35/15	66.5 mm

Connection data

Note	Please observe the current carrying capacity of the DIN rails.
Connection	1 level

Ground modular terminal block - ST 35-PE - 3036194

Technical data

Connection data

Connection method	Spring-cage connection
Stripping length	25 mm
Connection in acc. with standard	IEC 60947-7-2
Conductor cross section solid min.	2.5 mm ²
Conductor cross section solid max.	35 mm ²
Conductor cross section AWG min.	14
Conductor cross section AWG max.	2
Conductor cross section flexible min.	2.5 mm ²
Conductor cross section flexible max.	35 mm ²
Min. AWG conductor cross section, flexible	14
Max. AWG conductor cross section, flexible	2
Conductor cross section flexible, with ferrule without plastic sleeve min.	2.5 mm ²
Conductor cross section flexible, with ferrule without plastic sleeve max.	35 mm ²
Conductor cross section flexible, with ferrule with plastic sleeve min.	2.5 mm ²
Conductor cross section flexible, with ferrule with plastic sleeve max.	35 mm ²
Two conductors with the same cross section, flexible, with TWIN ferrules, with plastic sleeve, minimum	2.5 mm ²
Two conductors with the same cross section, flexible, with TWIN ferrules, with plastic sleeve, maximum	10 mm ²
Internal cylindrical gage	A8

Ambient conditions

Operating temperature	-60 °C ... 105 °C (max. short-term operating temperature 130°C)
Ambient temperature (storage/transport)	-25 °C ... 60 °C (for a short time, not exceeding 24 h, -60 °C to +70 °C)
Permissible humidity (storage/transport)	30 % ... 70 %
Ambient temperature (assembly)	-5 °C ... 70 °C
Ambient temperature (actuation)	-5 °C ... 70 °C

Standards and Regulations

Connection in acc. with standard	CSA
	IEC 60947-7-2
Flammability rating according to UL 94	V0

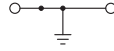
Environmental Product Compliance

China RoHS	Environmentally friendly use period: unlimited = EFUP-e
	No hazardous substances above threshold values

Drawings

Ground modular terminal block - ST 35-PE - 3036194

Circuit diagram



Classifications

eCl@ss

eCl@ss 10.0.1	27141141
eCl@ss 11.0	27141141
eCl@ss 4.0	27141100
eCl@ss 4.1	27141100
eCl@ss 5.0	27141100
eCl@ss 5.1	27141100
eCl@ss 6.0	27141100
eCl@ss 7.0	27141141
eCl@ss 9.0	27141141

ETIM

ETIM 2.0	EC000901
ETIM 3.0	EC000901
ETIM 4.0	EC000901
ETIM 6.0	EC000901
ETIM 7.0	EC000901

UNSPSC

UNSPSC 6.01	30211811
UNSPSC 7.0901	39121410
UNSPSC 11	39121410
UNSPSC 12.01	39121410
UNSPSC 13.2	39121410
UNSPSC 18.0	39121410
UNSPSC 19.0	39121410
UNSPSC 20.0	39121410
UNSPSC 21.0	39121410

Approvals

Approvals

Ground modular terminal block - ST 35-PE - 3036194

Approvals







Approvals

DNV GL / CSA / BV / LR / KR / NK / UL Recognized / cUL Recognized / IECEE CB Scheme / RS / VDE Gutachten mit Fertigungsüberwachung / cULus Recognized

Ex Approvals


IECEEx / EAC Ex / NEPSI / ATEX / CCC


Approval details


DNV GL		https://approvalfinder.dnvgl.com/	TAE00001CS
CSA		http://www.csagroup.org/services-industries/product-listing/	13631
		B	C
mm ² /AWG/kcmil		14-2	14-2
BV		http://www.veristar.com/portal/veristarinfo/generalinfo/approved/approvedProducts/equipmentAndMaterials	13403/D0 BV
LR		http://www.lr.org/en	LR2014888TA
KR		http://www.krs.co.kr/eng/main/main.aspx	HMB17372-EL002
NK		http://www.classnk.or.jp/hp/en/	09 ME 140

Ground modular terminal block - ST 35-PE - 3036194


Approvals


UL Recognized		http://database.ul.com/cgi-bin/XYV/template/LISEXT/1FRAME/index.htm	FILE E 60425
		B	C
mm ² /AWG/kcmil		14-2	14-2

cUL Recognized		http://database.ul.com/cgi-bin/XYV/template/LISEXT/1FRAME/index.htm	FILE E 60425
		B	C
mm ² /AWG/kcmil		14-2	14-2

IECEE CB Scheme		http://www.iecee.org/	DE1-62982
-----------------	---	---	-----------

RS		http://www.rs-head.spb.ru/en/index.php	17.00013.272
----	---	---	--------------

VDE Gutachten mit Fertigungsüberwachung		http://www2.vde.com/de/Institut/Online-Service/VDE-gepruefteProdukte/Seiten/Online-Suche.aspx	40010315
Nominal current IN		125 A	
mm ² /AWG/kcmil		2.5-35	

cULus Recognized			
------------------	---	--	--

Accessories

Accessories

DIN rail

Ground modular terminal block - ST 35-PE - 3036194

Accessories

DIN rail perforated - NS 35/ 7,5 PERF 2000MM - 0801733



DIN rail perforated, Standard profile, width: 35 mm, height: 7.5 mm, acc. to EN 60715, material: Steel, galvanized, passivated with a thick layer, length: 2000 mm, color: silver

DIN rail, unperforated - NS 35/ 7,5 UNPERF 2000MM - 0801681



DIN rail, unperforated, Standard profile, width: 35 mm, height: 7.5 mm, acc. to EN 60715, material: Steel, galvanized, passivated with a thick layer, length: 2000 mm, color: silver

DIN rail perforated - NS 35/ 7,5 WH PERF 2000MM - 1204119



DIN rail perforated, Standard profile, width: 35 mm, height: 7.5 mm, acc. to EN 60715, material: Steel, Galvanized, white passivated, length: 2000 mm, color: silver

DIN rail, unperforated - NS 35/ 7,5 WH UNPERF 2000MM - 1204122



DIN rail, unperforated, Standard profile, width: 35 mm, height: 7.5 mm, acc. to EN 60715, material: Steel, Galvanized, white passivated, length: 2000 mm, color: silver

DIN rail, unperforated - NS 35/ 7,5 AL UNPERF 2000MM - 0801704



DIN rail, unperforated, Standard profile, width: 35 mm, height: 7.5 mm, acc. to EN 60715, material: Aluminum, uncoated, length: 2000 mm, color: silver

Ground modular terminal block - ST 35-PE - 3036194

Accessories

DIN rail perforated - NS 35/ 7,5 ZN PERF 2000MM - 1206421



DIN rail perforated, Standard profile, width: 35 mm, height: 7.5 mm, acc. to EN 60715, material: Steel, galvanized, length: 2000 mm, color: silver

DIN rail, unperforated - NS 35/ 7,5 ZN UNPERF 2000MM - 1206434



DIN rail, unperforated, Standard profile, width: 35 mm, height: 7.5 mm, acc. to EN 60715, material: Steel, galvanized, length: 2000 mm, color: silver

DIN rail, unperforated - NS 35/ 7,5 CU UNPERF 2000MM - 0801762



DIN rail, unperforated, Standard profile, width: 35 mm, height: 7.5 mm, acc. to EN 60715, material: Copper, uncoated, length: 2000 mm, color: copper-colored

End cap - NS 35/ 7,5 CAP - 1206560



DIN rail end piece, for DIN rail NS 35/7.5

Documentation

Mounting material - ST-IL - 3039900

Operating decal for the ST terminal block



Ground modular terminal block - ST 35-PE - 3036194

Accessories

End block

End clamp - E/AL-NS 35 - 1201662



End clamp, for end support of UKH 50 to UKH 240, is pushed onto DIN rail NS 35 and fixed with 2 screws, width: 10 mm, color: aluminum

Insulating sleeve

Insulating sleeve - MPS-IH WH - 0201663

Insulating sleeve, color: white



Insulating sleeve - MPS-IH RD - 0201676

Insulating sleeve, color: red



Insulating sleeve - MPS-IH BU - 0201689

Insulating sleeve, color: blue



Insulating sleeve - MPS-IH YE - 0201692

Insulating sleeve, color: yellow



Ground modular terminal block - ST 35-PE - 3036194

Accessories

Insulating sleeve - MPS-IH GN - 0201702

Insulating sleeve, color: green



Insulating sleeve - MPS-IH GY - 0201728

Insulating sleeve, color: gray



Insulating sleeve - MPS-IH BK - 0201731

Insulating sleeve, color: black



Jumper

Plug-in bridge - FBS 2-16 - 3005963



Plug-in bridge, pitch: 16 mm, length: 43.7 mm, width: 25.9 mm, number of positions: 2, color: red

Labeled terminal marker

Ground modular terminal block - ST 35-PE - 3036194

Accessories

Zack marker strip - ZB 16 CUS - 0827463



Zack marker strip, can be ordered: Strip, white, labeled according to customer specifications, mounting type: snap into tall marker groove, for terminal block width: 16 mm, lettering field size: 10.5 x 16 mm, Number of individual labels: 5

Zack marker strip - ZB 16,LGS:L1-N,PE - 0827462



Zack marker strip, Strip, white, labeled, printed horizontally: L1, L2, L3, N, PE, mounting type: snap into tall marker groove, for terminal block width: 16.3 mm, lettering field size: 10.5 x 16.25 mm, Number of individual labels: 5

Marker for terminal blocks - UC-TM 16 CUS - 0824621



Marker for terminal blocks, can be ordered: by sheet, white, labeled according to customer specifications, mounting type: snap into tall marker groove, for terminal block width: 16 mm, lettering field size: 15.45 x 10.5 mm, Number of individual labels: 32

Marker for terminal blocks - UCT-TM 16 CUS - 0829637



Marker for terminal blocks, can be ordered: by sheet, white, labeled according to customer specifications, mounting type: snap into tall marker groove, for terminal block width: 16 mm, lettering field size: 14.8 x 9.6 mm, Number of individual labels: 18

Zack Marker strip, flat - ZBF 16 CUS - 0827465



Zack Marker strip, flat, can be ordered: Strip, white, labeled according to customer specifications, mounting type: snap into flat marker groove, for terminal block width: 16 mm, lettering field size: 5.15 x 16 mm, Number of individual labels: 5

Ground modular terminal block - ST 35-PE - 3036194

Accessories

Marker for terminal blocks - UC-TMF 16 CUS - 0824678



Marker for terminal blocks, can be ordered: by sheet, white, labeled according to customer specifications, mounting type: snap into flat marker groove, for terminal block width: 16 mm, lettering field size: 15.45 x 5.1 mm, Number of individual labels: 32

Marker for terminal blocks - UCT-TMF 16 CUS - 0829693



Marker for terminal blocks, can be ordered: by sheet, white, labeled according to customer specifications, mounting type: snap into flat marker groove, for terminal block width: 16 mm, lettering field size: 15.2 x 4.7 mm, Number of individual labels: 24

Planning and marking software

Software - PROJECT COMPLETE - 1050453



Intuitive planning and marking software for configuring terminal strips and for professional marking of marking materials for terminal blocks, conductors, cables, devices, and systems. The software is available for download

Reducing bridge

Reducing bridge - RB ST 35-(2,5/4) - 3030899



Reducing bridge, pitch: 11 mm, number of positions: 2, color: red

Reducing bridge - RB 35-16 - 3032169



Reducing bridge, pitch: 14 mm, number of positions: 2, color: red

Ground modular terminal block - ST 35-PE - 3036194

Accessories

Screwdriver tools

Screwdriver - SZF 3-1,0X5,5 - 1206612



Actuation tool, for ST terminal blocks, also suitable for use as a bladed screwdriver, size: 1.0 x 5.5 x 150 mm, 2-component grip, with non-slip grip

Terminal marking

Zack marker strip - ZB 16:UNPRINTED - 0827461



Zack marker strip, Strip, white, unlabeled, can be labeled with: PLOTMARK, CMS-P1-PLOTTER, mounting type: snap into tall marker groove, for terminal block width: 16 mm, lettering field size: 16 x 10.5 mm, Number of individual labels: 50

Marker for terminal blocks - UC-TM 16 - 0819217



Marker for terminal blocks, Sheet, white, unlabeled, can be labeled with: BLUEMARK ID COLOR, BLUEMARK ID, BLUEMARK CLED, PLOTMARK, CMS-P1-PLOTTER, mounting type: snap into tall marker groove, for terminal block width: 16 mm, lettering field size: 15.45 x 10.5 mm, Number of individual labels: 32

Marker for terminal blocks - UCT-TM 16 - 0829146



Marker for terminal blocks, Sheet, white, unlabeled, can be labeled with: TOPMARK NEO, TOPMARK LASER, BLUEMARK ID COLOR, BLUEMARK ID, BLUEMARK CLED, THERMOMARK PRIME, THERMOMARK CARD 2.0, THERMOMARK CARD, mounting type: snap into tall marker groove, for terminal block width: 16 mm, lettering field size: 14.8 x 9.6 mm, Number of individual labels: 18

Ground modular terminal block - ST 35-PE - 3036194

Accessories

Zack Marker strip, flat - ZBF 16:UNPRINTED - 0827464



Zack Marker strip, flat, Strip, white, unlabeled, can be labeled with: PLOTMARK, CMS-P1-PLOTTER, mounting type: snap into flat marker groove, for terminal block width: 16 mm, lettering field size: 16.25 x 10.5 mm, Number of individual labels: 50

Marker for terminal blocks - UC-TMF 16 - 0819262



Marker for terminal blocks, Sheet, white, unlabeled, can be labeled with: BLUEMARK ID COLOR, BLUEMARK ID, BLUEMARK CLED, PLOTMARK, CMS-P1-PLOTTER, mounting type: snap into flat marker groove, for terminal block width: 16 mm, lettering field size: 15.45 x 5.1 mm, Number of individual labels: 32

Marker for terminal blocks - UCT-TMF 16 - 0829218



Marker for terminal blocks, Sheet, white, unlabeled, can be labeled with: TOPMARK NEO, TOPMARK LASER, BLUEMARK ID COLOR, BLUEMARK ID, BLUEMARK CLED, THERMOMARK PRIME, THERMOMARK CARD 2.0, THERMOMARK CARD, mounting type: snap into flat marker groove, for terminal block width: 16 mm, lettering field size: 15.2 x 4.7 mm, Number of individual labels: 24

Test plug terminal block

Test plugs - MPS-MT - 0201744



Test plugs, with solder connection up to 1 mm² conductor cross section, color: gray

Test socket

Test adapter - PAI-ST 35/1000MM - 3029994



Test adapter, color: red

Ground modular terminal block - ST 35-PE - 3036194

Accessories

Phoenix Contact 2021 © - all rights reserved
<http://www.phoenixcontact.com>